




End terminals (ferrules) and tools

General information about end terminals	2
Hand tools for end terminals (ferrules)	3
Pre-insulated end terminals 0.14 - 50 mm ² ET, standard colour	4
Pre-insulated end terminals 0.14 - 50 mm ² ETT, alternative colour	5
Pre-insulated end terminals 0.14 - 50 mm ² ETD, alternative colour	6
Pre-insulated end terminals for short-circuit proof cable-insulations 1.5 - 16 mm ²	7
Un-insulated end terminals 0.25 - 50 mm ²	8
Pre-insulated TWIN end terminals 2x0.5 - 2x10 mm ² , ET2	10
Pre-insulated TWIN end terminals 2x0.5 - 2x10 mm ² , ETT2	11
Pre-insulated TWIN end terminals 2x0.5 - 2x10 mm ² , ETW2	11
Assortment boxes	12
Certified Miniforce tools for end terminals 0.25 - 4 mm ²	13
Certified crimp tools for end terminals (ferrules) 0.25 - 16 mm ²	14
Certified Miniforce tools for end terminals (ferrules) 0.1 - 6 mm ² and TWIN end terminals 2x0.5 - 2x10 mm ²	16
Certified Miniforce tools for end terminals 4 - 50 mm ²	18
Elpress Mobile - a tool with interchangeable dies	20
Battery powered crimp tool	23



General information about end terminals



System Elpress

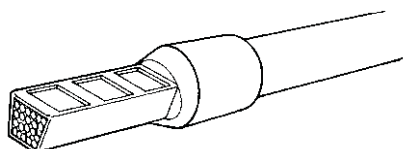
System Elpress consists of connectors and tools tested together for optimum connection result. The System concept makes you as a customer able to feel secure when using our system and to be sure a safe connection is made when Elpress products are used correctly. When using the appropriate Elpress ratchet crimp tools a connection with approval to VDE 0609 is achieved.

End terminals

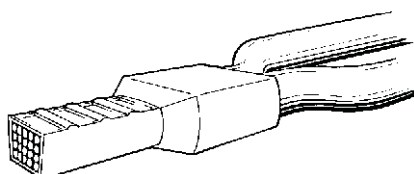
Elpress pre-insulated and un-insulated end terminals are manufactured from tin plated, electrolytic 99.95% copper tubes. The end terminals have dimensions in accordance with DIN 46228 (with a few exceptions, see tables). The pre-insulated sleeves are made of Polypropylene/PP, and have a conical EasyEntry, inside shape. Elpress end terminals are used

when a perfect connection is required, for example, to a screw terminal block. The strands are kept together and connecting screws will not damage the strands. Long lasting contact forces are easier to achieve.

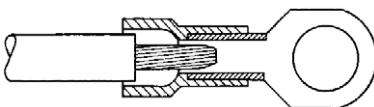
In addition to the pre-insulated end terminals shown in the tables, we also offer similar terminals with other commonly used colour coding systems as well as terminals above 50 mm² when needed.



Crimped pre-insulated end terminal.



Crimped TWIN end terminal.



EasyEntry.

Product designations

Cat. no. A4-12ET (example)	
A	= pre-insulated
B	= un-insulated
4	= cross section area (4 mm ²)
12	= metal sleeve length
ET	= end terminal
ET2	= TWIN end terminal



CSA certification

CSA, Canadian Standards Association, is a Canadian organization that certifies products according to American standards.

Elpress end terminals of the type A..ET/ETT/ETD, B...ET, A...ET2/ETT2/ETW2 is CSA certified according to the American Standards C22.2 No. 158 and UL 1059 under file No. 247206. End terminals of the type A..ET/B...ET/A...ET2 is for use with stranded Cu-conductors 26 AWG to 500 MCM, corresponding to the metric size of 0.14 mm² to 240 mm². For use with Elpress professional crimping tools.

Colour codes for pre-insulated end terminals and TWIN end terminals

Cross section area, mm ²	Colours as per DIN 46228 Elpress type ET2 TWIN	Elpress standard colour W type ET	Elpress alternative colour T type ETT
0,14	grey	grey	brown
0,25	yellow	light blue	violet
0,34	turquoise	turquoise	pink
0,50	white	red-orange	white
0,75	grey	white	blue
1	red	yellow	red
1,5	black	red	black
2,5	blue	blue	grey
4	grey	grey	orange
6	yellow	black	green
10	red	ivory	brown
16	blue	green	white
25	yellow	brown	black
35	red	beige	red
50	blue	olive green	blue
70	yellow	yellow	yellow
95	red	red	red
120	blue	blue	blue
150	yellow	yellow	yellow



Hand tools for end terminals (ferrules)

Mechanical hand tools

High quality, crimp performance and ergonomics are prime considerations of Elpress when developing mechanical crimp tools. Except for the hobby tools, all Elpress crimp tools have a full closure, ratchet mechanism to ensure correct crimps at all instances - a prerequisite for professional and quality assured work.



Elpress Mobile, a professional crimp tool with interchangeable dies.

Miniforce tool

With the unique Miniforce range of crimp tools, a new level of performance was established when speaking of ergonomic adaption to the user and of low handle forces needed. A reduction of required force up to 45% is reached as a result of advanced ergonomic studies where minimised risk for work discomfort or even injuries was the main objective.



Miniforce type C has extra long handles for an easy two-hand grip which in most

cases represents a simple and natural way of lowering work loads.

Elpress tools and terminals/connectors together form a Crimp System where the crimp results are supervised to meet requirements of established standards like IEC60352-2, SEN 245010, DIN46249, BS4579:1 and other.

Many of the most common tools have symmetrical crimp die nests to enable crimps from both tool sides - a feature certainly appreciated by left-handed users.

All Miniforce type G- and D-tools are produced from high grade Swedish steel with black finish surface and comprehensive laser markings.



Certification of crimp tools

Quality assurance of our tools is made by certification, already in the manufacturing process, of the crimping tools, both hand tools type Gxx, i.e. the Miniforce tools, and type Dxx tools.



What is certified?

The certification of Elpress crimp tools comprises individual documentation from final assembly and inspection regarding:

- **handle pre-load**, which is the force needed to release the crimp completion ratchet
- **crimp die nest heights**, which means each of the greatest nest heights to be measured with completely closed dies.

Why certification?

The certificate that accompanies the tool has several functions:

- New crimp tools are often immediately introduced into a QA system. The tool status before use is then of course to

be the first log entry. Later periodic inspection recordings may then form base for detection of changes or wear and of possibly necessary corrective actions.

- The certificate shows that each individual tool meets the design specifications before supply.
- The certificate indicates the most important tool properties to be followed up.

Elpress service department offers continued follow up on the quality of the tools.



Elpress certificate.





Pre-insulated end terminals 0.14 - 50 mm² ET, standard colour

■ Data: Cu 99.95%, tin plated. CSA approved.

■ Insulation polypropylene, dimensions according to DIN 46228, colour code W.



	AWG	mm ²	Cat. no.	mm d	L ₁	L	s	Rec. tool	Pcs/pack
Grey	26	0,14	A0,14-6ET*	2,0	6	10,5	8	EEB0160	500
			A0,14-8ET*	2,0	8	12,5	10	EEB0160	500
Light Blue	24	0,25	A0,25-6ET*	2,0	6	10,5	8	EEB0160	100
			A0,25-8ET*	2,0	8	12,5	10	EEB0160	500
Green	24	0,34	A0,34-6ET*	2,0	6	10,5	8	EEB0160	100
			A0,34-8ET*	2,0	8	12,5	10	EEB0160	100
Orange	20	0,5	A0,5-6ET	2,5	6	11,5	8	EEB0160	100
			A0,5-8ET	2,5	8	13,5	10	EEB0160	100
			A0,5-10ET	2,5	10	15,5	12	EEB0160	100
Yellow	20	0,75	A0,75-6ET	2,8	6	12,0	8	EEB0160	100
			A0,75-8ET	2,8	8	14,0	10	EEB0160	100
			A0,75-10ET	2,8	10	16,0	12	EEB0160	100
			A0,75-12ET	2,8	12	18,0	14	EEB0160	100
Yellow	18	1	A1-6ET	3,0	6	12,5	8	EEB0160	100
			A1-8ET	3,0	8	14,5	10	EEB0160	100
			A1-10ET	3,0	10	16,5	12	EEB0160	100
			A1-12ET	3,0	12	18,5	14	EEB0160	100
Red	16	1,5	A1,5-6ET*	3,4	6	12,5	8	EEB0160	100
			A1,5-8ET	3,4	8	14,5	10	EEB0160	100
			A1,5-10ET	3,4	10	16,5	12	EEB0160	100
			A1,5-12ET	3,4	12	18,5	14	EEB0160	100
			A1,5-18ET	3,4	18	24,5	20	EEB0160	100
Yellow	14	2,08	A2,08-8ET*	3,6	8	14,5	10	EEB0160	100
Blue	14	2,5	A2,5-8ET	4,2	8	15,0	10	EEB0160	100
			A2,5-10ET	4,2	10	17,0	12	EEB0160	100
			A2,5-12ET	4,2	12	19,0	14	EEB0160	100
			A2,5-18ET	4,2	18	25,0	20	EEB0160	100
Grey	12	4	A4-10ET	4,8	10	18	12	EEB0160	100
			A4-12ET	4,8	12	20,0	14	EEB0160	100
			A4-18ET	4,8	18	26,0	20	EEB0160	100
Black	10	6	A6-12ET	6,2	12	20	14	EEB0160	100
			A6-18ET	6,2	18	26	20	EEB0160	100
Light Green	8	10	A10-12ET	7,5	12	21	14	GEB1025	100
			A10-18ET	7,5	18	27	20	GEB1025	100
Green	6	16	A16-12ET	8,8	12	23	14	GEB1025	100
			A16-18ET	8,8	18	29	20	GEB1025	100
Brown	4	25	A25-16ET	11,0	16	29	18	GEB1025	50
			A25-18ET	11,0	18	31,0	20	GEB1025	50
			A25-22ET	11,0	22	35	24	GEB1025	50
Yellow	2	35	A35-16ET	12,5	16	30	18	GEB3550	50
			A35-18ET	12,5	18	32,0	20	GEB3550	50
			A35-25ET	12,5	25	39	27	GEB3550	50
Light Green	1/0	50	A50-20ET	15,0	20	36,0	22	GEB3550	50
			A50-25ET	15,0	25	41,0	27	GEB3550	50

* does not conform to DIN 46228
s = strip length
For larger areas than 50 mm², contact Elpress.

For detailed information regarding recommended tool, see tool section at the end of this chapter.



Pre-insulated end terminals 0.14 - 50 mm² ETT, alternative colour

■ Data: Cu 99.95%, tin plated. CSA approved.

■ Insulation polypropylene, dimensions according to DIN 46228, colour code T.



	AWG	mm ²	Cat. no.	mm d	L ₁	L	s	Rec. tool	Pcs/pack
■	26	0,14	A0,14-6ETT*	2,0	6	10,5	8	EEB0160	500
			A0,14-8ETT*	2,0	8	12,5	10	EEB0160	500
■	24	0,25	A0,25-6ETT*	2,0	6	10,5	8	EEB0160	100
			A0,25-8ETT*	2,0	8	12,5	10	EEB0160	500
■	22	0,34	A0,34-6ETT*	2,0	6	10,5	8	EEB0160	100
			A0,34-8ETT*	2,0	8	12,5	10	EEB0160	100
■	20	0,5	A0,5-6ETT	2,5	6	11,5	8	EEB0160	100
			A0,5-8ETT	2,5	8	13,5	10	EEB0160	100
			A0,5-10ETT	2,5	10	15,5	12	EEB0160	100
■	20	0,75	A0,75-6ETT	2,8	6	12,0	8	EEB0160	100
			A0,75-8ETT	2,8	8	14,0	10	EEB0160	100
			A0,75-10ETT	2,8	10	16,0	12	EEB0160	100
			A0,75-12ETT	2,8	12	18,0	14	EEB0160	100
■	18	1	A1-6ETT	3,0	6	12,5	8	EEB0160	100
			A1-8ETT	3,0	8	14,5	10	EEB0160	100
			A1-10ETT	3,0	10	16,5	12	EEB0160	100
			A1-12ETT	3,0	12	18,5	14	EEB0160	100
■	16	1,5	A1,5-6ETT*	3,4	6	12,5	8	EEB0160	100
			A1,5-8ETT	3,4	8	14,5	10	EEB0160	100
			A1,5-10ETT	3,4	10	16,5	12	EEB0160	100
			A1,5-12ETT	3,4	12	18,5	14	EEB0160	100
			A1,5-18ETT	3,4	18	24,5	20	EEB0160	100
■	14	2,08	A2,08-8ETT*	3,6	8	14,5	10	EEB0160	100
■	14	2,5	A2,5-8ETT	4,2	8	15,0	10	EEB0160	100
			A2,5-10ETT	4,2	10	17,0	12	EEB0160	100
			A2,5-12ETT	4,2	12	19,0	14	EEB0160	100
			A2,5-18ETT	4,2	18	25,0	20	EEB0160	100
■	12	4	A4-10ETT	4,8	10	17,5	12	EEB0160	100
			A4-12ETT	4,8	12	20,0	14	EEB0160	100
			A4-18ETT	4,8	18	26,0	20	EEB0160	100
■	10	6	A6-12ETT	6,2	12	20	14	EEB0160	100
			A6-18ETT	6,2	18	26	20	EEB0160	100
■	8	10	A10-12ETT	7,5	12	21	14	GEB1025	100
			A10-18ETT	7,5	18	27	20	GEB1025	100
■	6	16	A16-12ETT	8,8	12	23	14	GEB1025	100
			A16-18ETT	8,8	18	29	20	GEB1025	100
■	4	25	A25-16ETT	11,0	16	29	18	GEB1025	50
			A25-18ETT	11,0	18	31,0	20	GEB1025	50
			A25-22ETT	11,0	22	35	24	GEB1025	50
■	2	35	A35-16ETT	12,5	16	30	18	GEB3550	50
			A35-18ETT	12,5	18	32,0	20	GEB3550	50
			A35-25ETT	12,5	25	39	27	GEB3550	50
■	1/0	50	A50-20ETT	15,0	20	36,0	27	GEB3550	50
			A50-25ETT	15,0	20	36,0	22	GEB3550	50

* Does not conform to DIN 46228
s = strip length
For larger areas than 50 mm², contact Elpress.

For detailed information regarding recommended tool, see tool section at the end of this chapter.



Pre-insulated end terminals 0.14 - 50 mm² ETD, alternative colour

■ Data: Cu 99.95%, tin plated. CSA approved.

■ Insulation polypropylene, colour code and dimensions according to DIN 46228.



	AWG	mm ²	Cat. no.	mm d	L ₁	L	s	Rec. tool	Pcs/ pack
Grey	26	0,14	A0,14-6ETD*	2,0	6	10,5	8	EEB0160	500
			A0,14-8ETD*	2,0	8	12,5	10	EEB0160	500
Yellow	24	0,25	A0,25-6ETD*	2,0	6	10,5	8	EEB0160	100
			A0,25-8ETD*	2,0	8	12,5	10	EEB0160	500
Green	22	0,34	A0,34-6ETD*	2,0	6	10,5	8	EEB0160	100
			A0,34-8ETD*	2,0	8	12,5	10	EEB0160	100
Grey	20	0,5	A0,5-6ETD	2,5	6	11,5	8	EEB0160	100
			A0,5-8ETD	2,5	8	13,5	10	EEB0160	100
			A0,5-10ETD	2,5	10	15,5	12	EEB0160	100
Grey	20	0,75	A0,75-6ETD	2,8	6	12,0	8	EEB0160	100
			A0,75-8ETD	2,8	8	14,0	10	EEB0160	100
			A0,75-10ETD	2,8	10	16,0	12	EEB0160	100
			A0,75-12ETD	2,8	12	18,0	14	EEB0160	100
Red	18	1	A1-6ETD	3,0	6	12,5	8	EEB0160	100
			A1-8ETD	3,0	8	14,5	10	EEB0160	100
			A1-10ETD	3,0	10	16,5	12	EEB0160	100
			A1-12ETD	3,0	12	18,5	14	EEB0160	100
Black	16	1,5	A1,5-6ETD*	3,4	6	12,5	8	EEB0160	100
			A1,5-8ETD	3,4	8	14,5	10	EEB0160	100
			A1,5-10ETD	3,4	10	16,5	12	EEB0160	100
			A1,5-12ETD	3,4	12	18,5	14	EEB0160	100
			A1,5-18ETD	3,4	18	24,5	20	EEB0160	100
Yellow	14	2,08	A2,08-8ETD*	3,6	8	14,5	10	EEB0160	100
Blue	14	2,5	A2,5-8ETD	4,2	8	15,0	10	EEB0160	100
			A2,5-10ETD	4,2	10	17,0	12	EEB0160	100
			A2,5-12ETD	4,2	12	19,0	14	EEB0160	100
			A2,5-18ETD	4,2	18	25,0	20	EEB0160	100
Grey	12	4	A4-10ETD	4,8	10	17,5	12	EEB0160	100
			A4-12ETD	4,8	12	20,0	14	EEB0160	100
			A4-18ETD	4,8	18	26,0	20	EEB0160	100
Yellow	10	6	A6-12ETD	6,2	12	20	14	EEB0160	100
			A6-18ETD	6,2	18	26	20	EEB0160	100
Red	8	10	A10-12ETD	7,5	12	21	14	GEB1025	100
			A10-18ETD	7,5	18	27	20	GEB1025	100
Blue	6	16	A16-12ETD	8,8	12	23	14	GEB1025	100
			A16-18ETD	8,8	18	29	20	GEB1025	100
Yellow	4	25	A25-16ETD	11,0	16	29	18	GEB1025	50
			A25-18ETD	11,0	18	31,0	20	GEB1025	50
			A25-22ETD	11,0	22	35	24	GEB1025	50
Red	2	35	A35-16ETD	12,5	16	30	18	GEB3550	50
			A35-18ETD	12,5	18	32,0	20	GEB3550	50
			A35-25ETD	12,5	25	39	27	GEB3550	50
Blue	1/0	50	A50-20ETD	15,0	20	36,0	22	GEB3550	50
			A50-25ETD	15,0	25	41,0	27	GEB3550	50

* Does not conform to DIN46228.

s = strip length


For larger areas than 50 mm², contact Elpress.

For detailed information regarding recommended tool, see tool section at the end of this chapter.



Pre-insulated end terminals for short-circuit proof cable-insulations 1.5 - 16 mm²

■ Data: Cu 99.95%, tin plated, polypropylene insulation, colour code DIN.



	mm ²	Cat. no.	mm d	L ₁	L	S	Rec. tool	Pcs/pack
■	1,5	A1,5-8ETDXL	6,9	8	17,5	11	EEB0160	100
		A1,5-10ETDXL	6,9	10	19,5	13	EEB0160	100
■	2,5	A2,5-8ETDXL	7,8	8	17,5	11	EEB0160	100
		A2,5-12ETDXL	7,8	12	21,5	15	EEB0160	100
■	4	A4-10ETDXL	7,8	10	19,5	13	EEB0160	100
■	6	A6-12ETDXL	8,3	12	23	15	EEB0160	100
■	10	A10-12ETDXL	9,8	12	24	15	GEB1025	100
■	16	A16-12ETDXL	12	12	25,5	15	GEB1025	100

s = stripping length

2

For detailed information regarding recommended tool, see tool section at the end of this chapter.



Un-insulated end terminals 0.25 - 240 mm²

■ Data: electrolytic copper, tin plated, dimensions according to DIN 46228.



AWG	mm ²	Cat. no.	mm d	L	s	Rec. tool	Pcs/pack	Note
24	0,25	B0,25-5ET	0,8	5	5	EEB0160	1000	1
		B0,25-7ET	0,8	7	7	EEB0160	1000	1
24	0,34	B0,34-5ET	0,9	5	5	EEB0160	1000	1
		B0,34-7ET	0,9	7	7	EEB0160	1000	1
20	0,5	B0,5-6ET	1	6	6	EEB0160	1000	1
		B0,5-8ET	1	8	8	EEB0160	1000	
		B0,5-10ET	1	10	10	EEB0160	1000	
20	0,75	B0,75-6ET	1,2	6	6	EEB0160	1000	1
		B0,75-8ET	1,2	8	8	EEB0160	1000	
		B0,75-10ET	1,2	10	10	EEB0160	1000	
		B0,75-12ET	1,2	12	12	EEB0160	1000	
18	1	B1-6ET	1,4	6	6	EEB0160	1000	1
		B1-8ET	1,4	8	8	EEB0160	1000	
		B1-10ET	1,4	10	10	EEB0160	1000	
		B1-12ET	1,4	12	12	EEB0160	1000	
16	1,5	B1,5-7ET	1,7	7	7	EEB0160	1000	1
		B1,5-8ET	1,7	8	8	EEB0160	1000	
		B1,5-10ET	1,7	10	10	EEB0160	1000	
		B1,5-12ET	1,7	12	12	EEB0160	1000	
		B1,5-15ET	1,7	15	15	EEB0160	1000	
		B1,5-18ET	1,7	18	18	EEB0160	1000	
		B1,5-20ET	1,7	10	10	EEB0160	1000	
14	2,5	B2,5-7ET	2,2	7	7	EEB0160	1000	1
		B2,5-8ET	2,2	8	8	EEB0160	1000	
		B2,5-10ET	2,2	10	10	EEB0160	1000	
		B2,5-12ET	2,2	12	12	EEB0160	1000	
		B2,5-15ET	2,2	15	15	EEB0160	1000	
		B2,5-18ET	2,2	18	18	EEB0160	1000	
		B2,5-20ET	2,2	20	20	EEB0160	1000	
12	4	B4-9ET	2,8	9	9	EEB0160	1000	1
		B4-10ET	2,8	10	10	EEB0160	1000	
		B4-12ET	2,8	12	12	EEB0160	1000	
		B4-15ET	2,8	15	15	EEB0160	1000	
		B4-18ET	2,8	18	18	EEB0160	1000	
		B4-20ET	2,8	20	20	EEB0160	1000	
10	6	B6-10ET	3,5	10	10	EEB0160	250	1
		B6-12ET	3,5	12	12	EEB0160	250	
		B6-15ET	3,5	15	15	EEB0160	250	
		B6-18ET	3,5	18	18	EEB0160	250	
		B6-20ET	3,5	20	20	EEB0160	250	
		B6-25ET	3,5	25	25	EEB0160	250	
8	10	B10-12ET	4,5	12	12	GEB1025	250	1
		B10-15ET	4,5	15	15	GEB1025	250	
		B10-18ET	4,5	18	18	GEB1025	250	
		B10-20ET	4,5	20	20	GEB1025	250	
		B10-25ET	4,5	25	25	GEB1025	250	
6	16	B16-12ET	5,8	12	12	GEB1025	250	1
		B16-15ET	5,8	15	15	GEB1025	250	
		B16-18ET	5,8	18	18	GEB1025	250	
		B16-20ET	5,8	18	18	GEB1025	250	
		B16-25ET	5,8	25	25	GEB1025	250	
		B16-32ET	5,8	32	32	GEB1025	250	

For detailed information regarding recommended tool, see tool section at the end of this chapter.

s = strip length
Note 1: Not according to DIN 46228.



AWG	mm ²	Cat. no.	mm d	L	s	Rec. tool	Pcs/pack	Note
4	25	B25-12ET	7,3	12	12	GEB1025	250	1
		B25-15ET	7,3	15	15	GEB1025	250	
		B25-18ET	7,3	18	18	GEB1025	250	
		B25-25ET	7,3	25	25	GEB1025	100	
		B25-32ET	7,3	25	25	GEB1025	100	
2	35	B35-18ET	8,3	18	18	GEB3550	100	1
		B35-20ET	8,3	20	20	GEB3550	100	
		B35-22ET	8,3	32	32	GEB3550	100	
		B35-25ET	8,3	25	25	GEB3550	100	
		B35-32ET	8,3	32	32	GEB3550	100	
1/0	50	B50-18ET	10,3	18	18	GEB3550	100	1
		B50-22ET	10,3	22	22	GEB3550	100	
		B50-25ET	10,3	25	25	GEB3550	100	
		B50-32ET	10,3	32	32	GEB3550	100	

s = strip length

Note 1: Not according to DIN 46228.

For larger areas than 50 mm², contact Elpress.

2

For detailed information regarding recommended tool, see tool section at the end of this chapter.



Pre-insulated TWIN end terminals 2x0.5 - 2x10 mm², ET2, standard colour

■ Data: electrolytic copper, tin plated, polypropylene insulation, colour code according to DIN 46228. Designed to connect two conductors in one terminal.



	AWG	mm ²	Cat. no.	mm d	H/D	L ₁	L	s	Pcs/pack	Rec. tool*
	2 x 20	2 x 0,5	A0,5-6ET2	1,5	2,3/4,5	6	11,5	8	100	EEB0160
			A0,5-8ET2	1,5	2,3/4,5	8	15,0	10	100	EEB0160
	2 x 20	2 x 0,75	A0,75-8ET2	1,8	2,6/5,1	8	15,0	10	100	EEB0160
			A0,75-10ET2	1,8	2,6/5,1	10	17,0	12	100	EEB0160
			A0,75-12ET2	1,8	2,6/5,1	12	18,0	14	100	EEB0160
■	2 x 18	2 x 1	A1-8ET2	2,0	3,0/5,1	8	15,0	10	100	EEB0160
			A1-10ET2	2,0	3,0/5,1	10	17,0	12	100	EEB0160
			A1-12ET2	2,0	3,0/5,1	12	18,5	14	100	EEB0160
■	2 x 16	2 x 1,5	A1,5-8ET2	2,3	3,5/6,4	8	16,0	10	100	EEB0160
			A1,5-12ET2	2,3	3,5/6,4	12	20	14	100	EEB0160
■	2 x 14	2 x 2,5	A2,5-10ET2	2,9	4,0/7,5	10	18,5	12	100	EEB0160
			A2,5-13ET2	2,9	4,0/7,5	13	21,5	15	100	EEB0160
■	2 x 12	2 x 4	A4-12ET2	3,8	4,9/8,6	12	23	14	100	GEB4010C-TWIN
			A4-18ET2	3,8	4,9/8,6	18	26,0	20	100	EEB0160
■	2 x 10	2 x 6	A6-14ET2	4,6	5,8/9,6	14	25	16	100	GEB4010C-TWIN
			A6-18ET2	4,6	5,8/9,6	18	26	20	100	GEB4010C-TWIN
■	2 x 8	2 x 10	A10-14ET2	6,5	7,0/12,6	14	26	16	100	GEB4010C-TWIN

s = strip length

* Use die nest marked closest to the total cross section area in the terminal

For detailed information regarding recommended tool, see tool section at the end of this chapter.



Pre-insulated TWIN end terminals 2x0.5 - 2x10 mm², ETT2, alternative colour

■ Data: electrolytic copper, tin plated, polypropylene insulation, colour code according to DIN 46228, type T. Designed to connect two conductors in one terminal.



	AWG	mm ²	Cat. no.	mm d	H/D	L ₁	L	s	Pcs/pack	Rec. tool*
	2 x 20	2 x 0,5	A0,5-6ETT2	1,5	2,3/4,5	6	13,0	8	100	EEB0160
			A0,5-8ETT2	1,5	2,3/4,5	8	15,0	10	100	EEB0160
■	2 x 20	2 x 0,75	A0,75-8ETT2	1,8	2,6/5,1	8	15,0	10	100	EEB0160
			A0,75-10ETT2	1,8	2,6/5,1	10	17,0	12	100	EEB0160
			A0,75-12ETT2	1,8	2,6/5,1	12	18,0	14	100	EEB0160
■	2 x 18	2 x 1	A1-8ETT2	2,0	3,0/5,1	8	15,0	10	100	EEB0160
			A1-10ETT2	2,0	3,0/5,1	10	17,0	12	100	EEB0160
			A1-12ETT2	2,0	3,0/5,1	12	18,5	14	100	EEB0160
■	2 x 16	2 x 1,5	A1,5-8ETT2	2,3	3,5/6,4	8	16,0	10	100	EEB0160
			A1,5-12ETT2	2,3	3,5/6,4	12	20	14	100	EEB0160
■	2 x 14	2 x 2,5	A2,5-10ETT2	2,9	4,0/7,5	10	18,5	12	100	EEB0160
			A2,5-13ETT2	2,9	4,0/7,5	13	21,5	15	100	EEB0160
■	2 x 12	2 x 4	A4-12ETT2	3,8	4,9/8,6	12	23	14	100	GEB4010C-TWIN
			A4-18ETT2	3,8	4,9/8,6	18	26,0	20	100	EEB0160
■	2 x 10	2 x 6	A6-14ETT2	4,6	5,8/9,6	14	25	16	100	GEB4010C-TWIN
			A6-18ETT2	4,6	5,8/9,6	18	26	20	100	GEB4010C-TWIN
■	2x8	2 x 10	A10-14ETT2	6,5	7,0/12,6	14	26	16	100	GEB4010C-TWIN

s = strip length

* Use die nest marked closest to the total cross section area in the terminal

Pre-insulated TWIN end terminals 2x0.5 - 2x10 mm², ETW2, alternative colour

■ Data: electrolytic copper, tin plated, polypropylene insulation, colour code according to DIN 46228, type W. Designed to connect two conductors in one terminal.

	AWG	mm ²	Cat. no.	mm d	H/D	L ₁	L	s	Pcs/pack	Rec. tool*
■	2 x 20	2 x 0,5	A0,5-6ETW2	1,5	2,3/4,5	6	13,0	8	100	EEB0160
			A0,5-8ETW2	1,5	2,3/4,5	8	15,0	10	100	EEB0160
	2 x 20	2 x 0,75	A0,75-8ETW2	1,8	2,6/5,1	8	15,0	10	100	EEB0160
			A0,75-10ETW2	1,8	2,6/5,1	10	17,0	12	100	EEB0160
			A0,75-12ETW2	1,8	2,6/5,1	12	18,0	14	100	EEB0160
■	2 x 18	2 x 1	A1-8ETW2	2,0	3,0/5,1	8	15,0	10	100	EEB0160
			A1-10ETW2	2,0	3,0/5,1	10	17,0	12	100	EEB0160
			A1-12ETW2	2,0	3,0/5,1	12	18,5	14	100	EEB0160
■	2 x 16	2 x 1,5	A1,5-8ETW2	2,3	3,5/6,4	8	16,0	10	100	EEB0160
			A1,5-12ETW2	2,3	3,5/6,4	12	20	14	100	EEB0160
■	2 x 14	2 x 2,5	A2,5-10ETW2	2,9	4,0/7,5	10	18,5	12	100	EEB0160
			A2,5-13ETW2	2,9	4,0/7,5	13	21,5	15	100	EEB0160
■	2 x 12	2 x 4	A4-12ETW2	3,8	4,9/8,6	12	23	14	100	GEB4010C-TWIN
			A4-18ETW2	3,8	4,9/8,6	18	26,0	20	100	EEB0160
■	2 x 10	2 x 6	A6-14ETW2	4,6	5,8/9,6	14	25	16	100	GEB4010C-TWIN
			A6-18ETW2	4,6	5,8/9,6	18	26	20	100	GEB4010C-TWIN
■	2 x 8	2 x 10	A10-14ETW2	6,5	7,0/12,6	14	26	16	100	GEB4010C-TWIN

s = strip length

* Use die nest marked closest to the total cross section area in the terminal

For detailed information regarding recommended tool, see tool section at the end of this chapter.



Assortment boxes

PL800ET



Elpress assortment box designed for professional use.

- manufactured from polypropylene, insert from polystyrene
- 11 partitions
- 800 pre-insulated terminals type ET, colour code W, 0.5 - 16 mm²
- crimping tool TEB0516, stripping and cutting tool SCT001
- weight 0.90 kg, length 246 mm, width 171 mm, height 57 mm

PL900ET



Elpress assortment box designed for various professional use.

- manufactured from polypropylene, insert from polystyrene
- 11 partitions
- 900 pre-insulated end terminals type ET, colour code W, 0.5 - 6 mm²
- crimping tool EEB0160, stripping and cutting tool SCT001
- weight 1.0 kg, length 246 mm, width 171 mm, height 57 mm

SD4016



Elpress mini assortment box.

- 4 partitions
- 150 pre-insulated end terminals type ET, colour code W, 4 - 16 mm²
- weight 90 g
- Ø 90 mm, height 40 mm

SD0525



Elpress mini assortment box.

- 5 partitions
- 400 pre-insulated end terminals type ET, colour code W, 0.5 - 2.5 mm²
- weight 90 g
- Ø 90 mm, height 40 mm



Certified Miniforce tools for end terminals 0.25 - 4 mm²



Technical data:

- unique mechanism that reduces maximum handle force with 30% compared to the earlier Exx version
- ratchet system to guarantee a fully closed crimp
- release mechanism if the crimping sequence must be interrupted
- symmetrical and distinctly laser marked die nests
- adjustable if changes occur, ie after many crimps
- tested with Elpress terminals
- ergonomically designed handles to fit all users
- optimises the quality of the crimp result
- reduces the risk for repetitive strain injuries (RSI)
- light and handy design without reduction in durability
- type C has extra long handles for two hand grip
- at least 80 000 crimps
- delivered with certificate for quality assurance

2

Crimp range 0.25 - 4 mm²

GSEA0340C

Miniforce combination crimp tool for crimping of both;

- pre-insulated terminals 0.5 - 2.5 mm² and
- pre-insulated and un-insulated end terminals 0.25 - 4 mm²

GSEA0340C



Crimp types



Area	Cat. no.	Crimp types	Weight	Length x Width
0.25-4 mm ²	GSEA0340C	oval, symmetrical, trapezoid	0.682 kg	255 x 72 mm



Certified crimp tools for end terminals (ferrules) 0.25 - 16 mm²



Technical data (type DEB):

- distinctly marked die nests
- ratchet system to guarantee a fully closed crimp
- emergency release if the crimping sequence must be interrupted
- adjustable if changes occur, ie after many crimps
- tested according to DIN requirements
- unique design makes the tools compact and handy
- requires a minimum of muscle force for a perfect crimp
- fits all users
- at least 50.000 crimps
- delivered with certificate for quality assurance (DEB-type)

Crimp range 0.25 - 2.5 mm²

DEB0325

Crimp tool for crimping of pre-insulated and un-insulated end terminals, front feed.

DEB0325



Crimp type



Area	Cat. no.	Crimp type	Weight	Length x Width
0.25-2.5 mm ²	DEB0325	trapezoid	0.453 kg	192 x 66 mm

Crimp range 0.5 - 6 mm²

DEB0560

Crimp tool for crimping of pre-insulated and un-insulated end terminals.

DEB0560



Crimp type



Area	Cat. no.	Crimp type	Weight	Length x Width
0.5-6 mm ²	DEB0560	trapezoid	0.452 kg	192 x 66 mm

**Crimp range 0.25 - 2,5 mm²**

T2104

T2104



Crimp type



Crimp tool for pre-insulated and un-insulated end terminals 0.25 - 2.5 mm².
This crimp tool does not have a full closure ratchet mechanism.
Certificate is not included.

Area	Cat. no.	Crimp type	Weight	Length
0.25-2.5 mm ²	T2104	trapezoid	0.160 kg	150 mm

2

Crimp range 0.25 - 16 mm²

TEB0516

TEB0516



Crimp type



Crimp tool for crimping of pre-insulated and un-insulated end terminals
0.5 - 16 mm².

This crimp tool does not have a full closure ratchet mechanism.
Certificate is not included.

Area	Cat. no.	Crimp type	Weight	Length
0.25-16 mm ²	TEB0516	indent	0.320 kg	185 mm



Certified Miniforce tools for end terminals (ferrules) 0.1 - 6 mm² and TWIN end terminals 2x0.5 - 2x10 mm²



Technical data:

- ratchet system to guarantee a fully closed crimp
- release mechanism if the crimping sequence must be interrupted
- distinctly marked die nests
- adjustable if changes occur, ie after many crimps
- tested with Elpress terminals according to DIN requirements
- ergonomically designed handles to fit all users
- optimises the crimp quality
- reduces the risk for repetitive strain injuries (RSI)
- light and handy design without reduction in durability
- type C has extra long handles for comfortable two-hand grip
- at least 80.000 crimps
- delivered with certificate for quality assurance

Self setting crimp range 0.1 - 6 mm²

EEB0160

Miniforce **self-setting** tool for crimping pre-insulated and un-insulated end terminals 0.1 - 6 mm² and pre-insulated TWIN end terminals 2x0.5 - 2x4 mm².

Particulars:

- only one crimp nest, which automatically sets to the appropriate size for the end terminal crimped
- front feed
- accepts crimp lengths up to 20 mm

EEB0160



Crimp type



Area	Cat. no.	Crimp type	Weight	Length x Width
0.1-6 mm ²	EEB0160	trapezoid	0.551 kg	220 x 72 mm

Self setting crimp range 0.5 - 6 mm²

PZD3

Self-setting tool for crimping pre-insulated and un-insulated end terminals 0.5 - 6 mm² and pre-insulated TWIN end terminals 2x0.5 - 2x4 mm².

Particulars:

- only one crimp nest which automatically sets to the appropriate size for the end terminal crimped; leaves a crimp surface with shallow transversal grooves
- front feed
- crimp lengths up to 17 mm

PZD3



Crimp type



Area	Cat. no.	Crimp type	Weight	Length x Width
0.5-6 mm ²	PZD3	square	0.472 kg	192 x 66 mm



Crimp range 4 - 10 mm²

GEB4010C-TWIN

Miniforce tool for crimping of pre-insulated TWIN end terminals.

GEB4010C-TWIN



Crimp type



Particulars:

- unique mechanism that reduces maximum handle force with 30% compared to the earlier Exx version

Area	Cat. no.	Crimp type	Weight	Length x Width
4-10 mm ²	GEB4010C-TWIN	trapezoid	0.689 kg	255 x 72 mm

2



Certified Miniforce tools for end terminals 4 - 50 mm²



Technical data:

- unique mechanism that reduces maximum handle force with 30% compared to the earlier Exx version
- ratchet system to guarantee a fully closed crimp
- release mechanism if the crimping sequence must be interrupted
- distinctly marked die nests
- adjustable if changes occur, ie after many crimps
- tested with Elpress terminals according to DIN requirements
- ergonomically designed handles to fit all users
- optimises the crimp quality
- reduces the risk for repetitive strain injuries (RSI)
- light and handy design without reduction in durability
- type C has extra long handles for comfortable two-hand grip
- at least 80.000 crimps
- delivered with certificate for quality assurance

Crimp range 4 - 10 mm²

GEB4010 and GEB4010C

Miniforce crimp tool for crimping pre-insulated and un-insulated end terminals.

GEB4010



GEB4010C



Crimp type



Area	Cat. no.	Crimp type	Weight	Length x Width
4-10 mm ²	GEB4010	trapeziod	0.653 kg	220 x 72 mm
4-10 mm ²	GEB4010C	trapeziod	0.692 kg	255 x 72 mm

Crimp range 6 - 16 mm²

GEB0616C

Miniforce crimp tool for crimping pre-insulated and un-insulated end terminals.

GEB0616C



Crimp type



Area	Cat. no.	Crimp type	Weight	Length x Width
6-16 mm ²	GEB0616C	trapezoid	0.689 kg	255 x 72 mm



Crimp range 10 - 25 mm²

GEB1025 and GEB1025C

Miniforce crimp tool for crimping pre-insulated and un-insulated end terminals.

GEB1025



GEB1025C



Crimp type



Area	Cat. no.	Crimp type	Weight	Length x Width
10-25 mm ²	GEB1025	trapezoid	0.657 kg	220 x 72 mm
10-25 mm ²	GEB1025C	trapezoid	0.691 kg	255 x 72 mm



Crimp range 35 - 50 mm²

GEB3550 and GEB3550C

Miniforce crimp tool for crimping pre-insulated and un-insulated end terminals.

GEB3550



GEB3550C



Crimp geometry



Area	Cat. no.	Crimp type	Weight	Length x Width
35-50 mm ²	GEB3550	trapezoid	0.654 kg	220 x 72 mm
35-50 mm ²	GEB3550C	trapezoid	0.691 kg	255 x 72 mm



Elpress Mobile - a tool with interchangeable dies



Professional crimp tool with interchangeable dies for electrical installation and data-com.

Technical data:

- a reliable, safe, economical and comfortable tool
- parallel-action stroke with a maximum force of 10 000 N, tested for 20000 crimps
- easily interchangeable crimp dies with one handgrip
- the dies are kept together as pairs with a special rod to simplify handling
- a wide range of crimping dies enables the user to cover 20-30 applications in just one tool frame

You purchase Elpress Mobile in four basic versions:

Elpress Mobile

Mobile handtool (only the frame). Dies supplemented.

Cat. no.	Weight	Length x Width
Elpress Mobile	0.554 kg	234 x 64 mm



Mobile, only the frame.

Mobile Installation

Mobile hand tool and two interchangeable dies:

- die OAA0525 for crimping of insulated terminals 0.5 - 2.5 mm²
- die OEB0210 for crimping of end sleeves 0.25 - 10 mm²
- the tool is delivered with dies in a plastic packaging

Cat. no.	Weight	Length x Width
Mobile Installation	0.694 kg	234 x 64 mm



Mobile + dies OAA0525 and OEB0210.



Mobile DataCom

Mobile hand tool and two interchangeable dies:

- die OMP45 for crimping of modular plug, RJ45 contacts
- die OCC1113 for crimping of coaxial contacts RG58, 59, 62, 71
- the tool is delivered with dies in a plastic packaging



Mobile + dies OMP45 and OCC1113.

Cat. no.	Weight	Length x Width
Mobile DataCom	0.659 kg	234 x 64 mm

2

Mobile Solar Kit

Mobile hand tool for Solar panel installations including tool, three interchangeable dies and cable stripper LOKE for solar panel cable with extra thick insulation.

- OMS4, for crimping of Solar type connectors \varnothing 4 mm, with open barrel conductor crimp 2.5-6.0 mm²
- OMS3, for crimping of Solar connectors \varnothing 3 mm, turned pin type 2.5 - 6.0 mm²
- OMSL, for crimping of Solar connectors, turned pin type, Solar Lock 2.5 - 6.0 mm²



Mobile + dies OMS4, OMS3 and OMSL

Cat. no.	Weight	Length x Width
Mobile Solar Kit	0.722 kg	234 x 64 mm



Cable stripper LOKE.

Mobile Box

Box for the Mobile tool which has place for the tool and 5-6 dies. The Mobile tool and dies are ordered separately.

Cat. no.	Weight	Length x Width	Height
Mobile Box	0.320 kg	246 x 218 mm	56.5 mm



Additional dies to Elpress Mobile are presented in the table on the following page.



You complete your kit with these dies

Additional dies to Elpress Mobile. All dies have the same easy and fast fastening in the frame. The dies are kept together as pairs and delivered in a plastic cassette which can be put together with other cassettes.



OAA0160
For crimping of pre-insulated terminals 0.1 - 0.5 & 4 - 6 mm².



OAA0525
For crimping of pre-insulated terminals 0.5 - 2.5mm².



OSW0360
For crimping of through connectors with heat shrink insulation 0.3-0.75 and 4-6 mm²



OSW0525
For crimping of through connectors with heat shrink insulation 0.5-1.5 and 1.5-2.5 mm²



OPB0140
For crimping of global power connectors, GPC.



OPB6099
For crimping of global power connectors, GPC.



OWB4099
For W-crimping of un-insulated terminals 4 - 10 mm².



OKB0725
For indent crimping of un-insulated terminals 0.75 - 2.5 mm².



OKB0560
For indent crimping of un-insulated terminals 0.5 - 6 mm².



OEB0210
For crimping of end terminals 0.25 - 10 mm².



OEB1625
For crimping of end terminals 16 - 25 mm².



OEB3550
For crimping of end terminals 35 - 50 mm².



ORB0110
For roll crimping of terminals 0.1 - 1.0 mm².



ORB0560
For roll crimping of terminals 0.5 - 6 mm².



OMP45
For crimping of modular-plug RJ45.



OMP11
For crimping of modular-plug RJ11.



OFO5432
For crimping of fiber optics connections type ST, SC, SMA, SMB, SFR.



OCC0908
For crimping of coaxial contacts type BNC, TNC, RG174, RG179.



OCC1113
For crimping of coaxial contacts type BNC, TNC, RG58, RG59, RG62, RG71.



OCC4755
For crimping of coaxial contacts type CATV, RG6, RG59.



OMS4
For crimping of solar connectors Ø 4 mm, with open barrel conductor crimp 2.5 - 6.0 mm².



OMS3
For crimping of solar connectors Ø 3 mm, turned pin type 2.5- 6.0 mm².



OMSL
For crimping of solar connectors turned pin type Solar Lock 2.5- 6.0 mm².





Battery powered crimp tool



PV130P, PV130S - Elpress Mini.

Technical data:

- NiMh battery power (9.6 V and 1.3 Ah), recharge time approx. 40 minutes
- advanced ergonomoy for excellent access in confined areas
- tool for service and installation work
- fast crimping 2-4 seconds
- approx. 150 crimps per charge
- crimp ranges see table below
- supplied in a plastic case with battery charger and one battery

Crimp range 0.5-6, 0.25-10, 0.5-50 mm²

PV130P - Elpress Mini

Battery powered tool for parallel action crimping of pre-insulated terminals up to 6 mm², un-insulated terminals up to 10 mm² and end terminals up to 50 mm².

Included:

- Battery: PVBP1-MH
- Charger: PVBC2

Area	Cat. no.	Weight	Length
0.5-6/0.25-10/0.5-50 mm ²	PV130P - Elpress Mini	1.3 kg	360 mm



PV130P, box and charger.

PV130S - Elpress Mini

Battery powered tool for scissor crimping movement of pre-insulated terminals up to 6 mm², un-insulated terminals up to 10 mm² and end terminals up to 50 mm².

Included:

- Battery: PVBP1-MH
- Charger: PVBC2

Area	Cat. no.	Weight	Length
0.5-6/0.25-10/0.5-50 mm ²	PV130S - Elpress Mini	1.5 kg	360 mm



EB0560

WB4099

KB0325



EB3550

EB1025

EB4010



RB0560

Die table

	PV130P	PV130S
Application	Die	Die
Pre-insulated 0.5-6 mm ²	SA0760	SA0760
Un-insulated, indent crimp 0.25-2,5 mm ²	KB0325	KB0325
Un-insulated, W crimp 4-10 mm ²	WB4099	WB4099
Un-insulated, roll-crimp 0.5-6 mm ²	RB0560	RB0560
End terminals (ferrules)		
0.5-6 mm ²	EB0560	EB0560
4-10 mm ²	EB4010	EB4010
10-25 mm ²	EB1025	EB1025
35-50 mm ²	EB3550	EB3550

Remember to specify dies when you order a tool.

